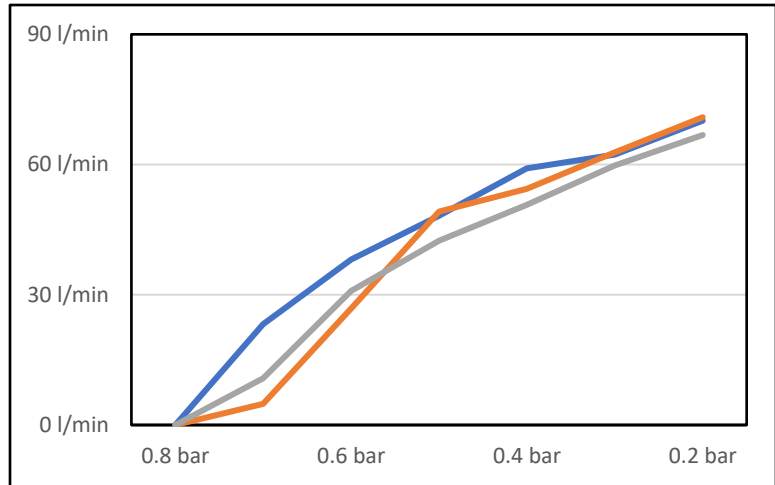


Flow Capacity

- Inlet pressure: 1 bar
- Outlet pressure: 0.8 bar

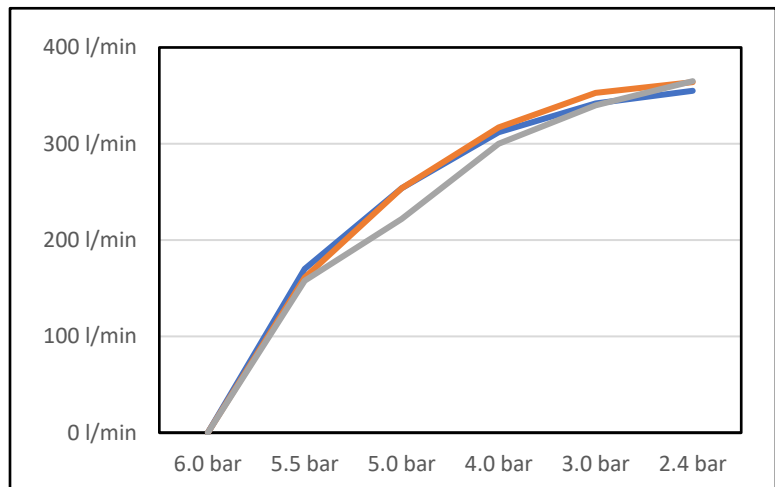
Date: October 2019
Provided by: Third Party



Flow Capacity

- Inlet pressure: 7 bar
- Outlet pressure: 6 bar

Date: October 2019
Provided by: Third Party



Output Sensitivity

- Inlet pressure: 1 bar
- Outlet pressure: 0.8 bar

Lowest adjustable static pressure

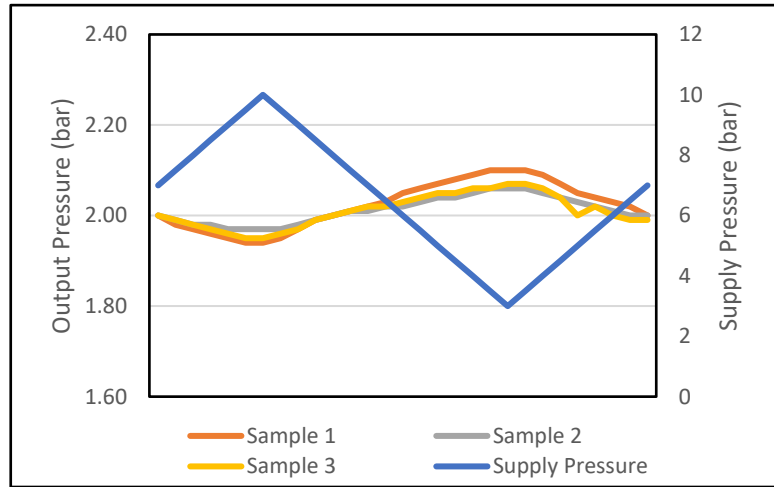
1	100 mbar
2	120 mbar
3	130 mbar

Date: October 2019
Provided by: Third Party

Supply Pressure Variation

- Flow rate: 20 NI/min
- Output pressure setpoint: 2.00 bar

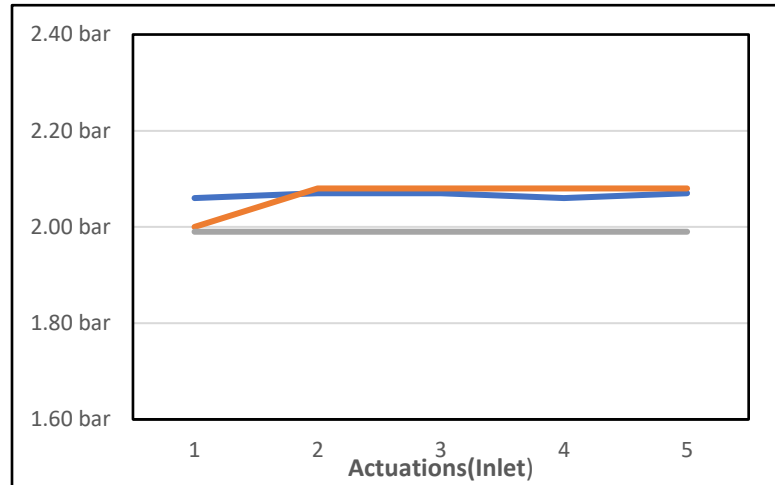
Date: October 2019
Provided by: Third Party



Repeatability Input Actuations

- Switch of pressure
- Inlet pressure: P max or 50%
 - Outlet pressure: 50%

Date: October 2019
Provided by: Third Party



Repeatability Output Actuations

- Switch of Outlet pressure: P max or 50%
- Outlet pressure: 50%

Date: October 2019
Provided by: Third Party

