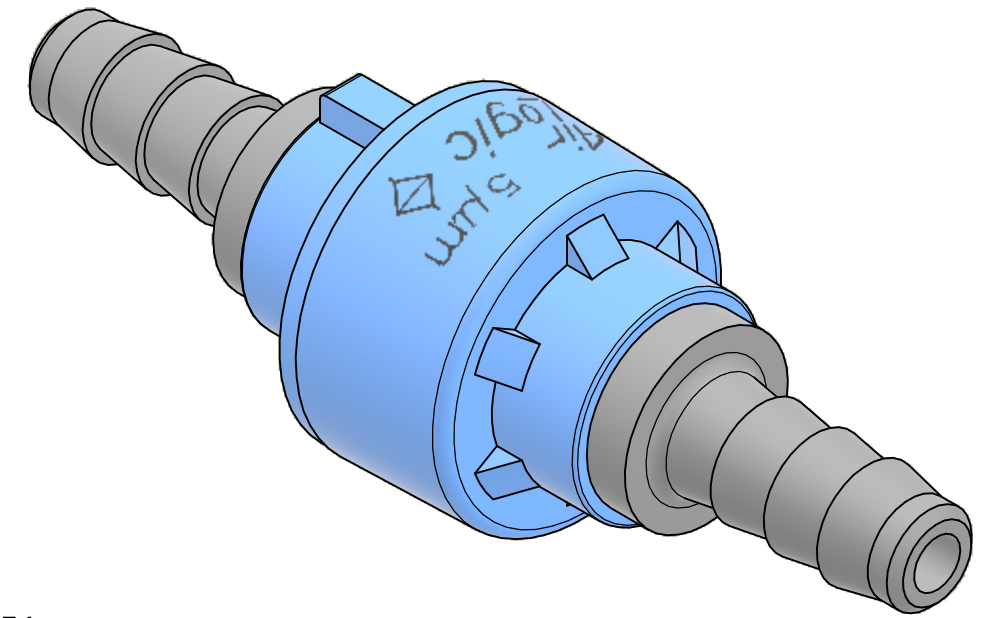
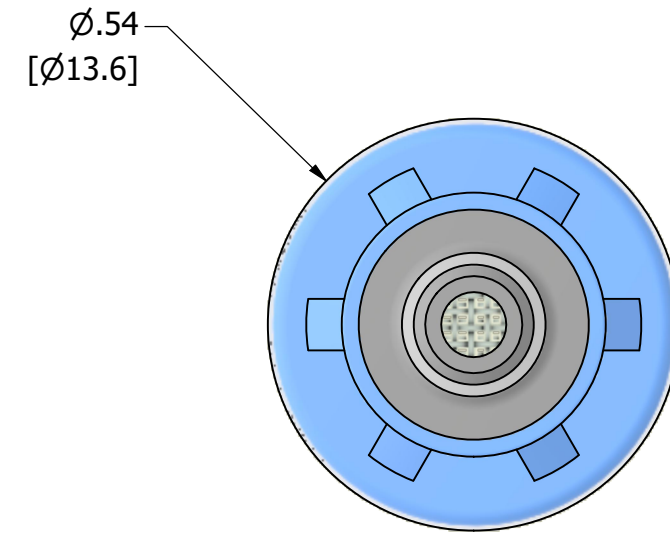
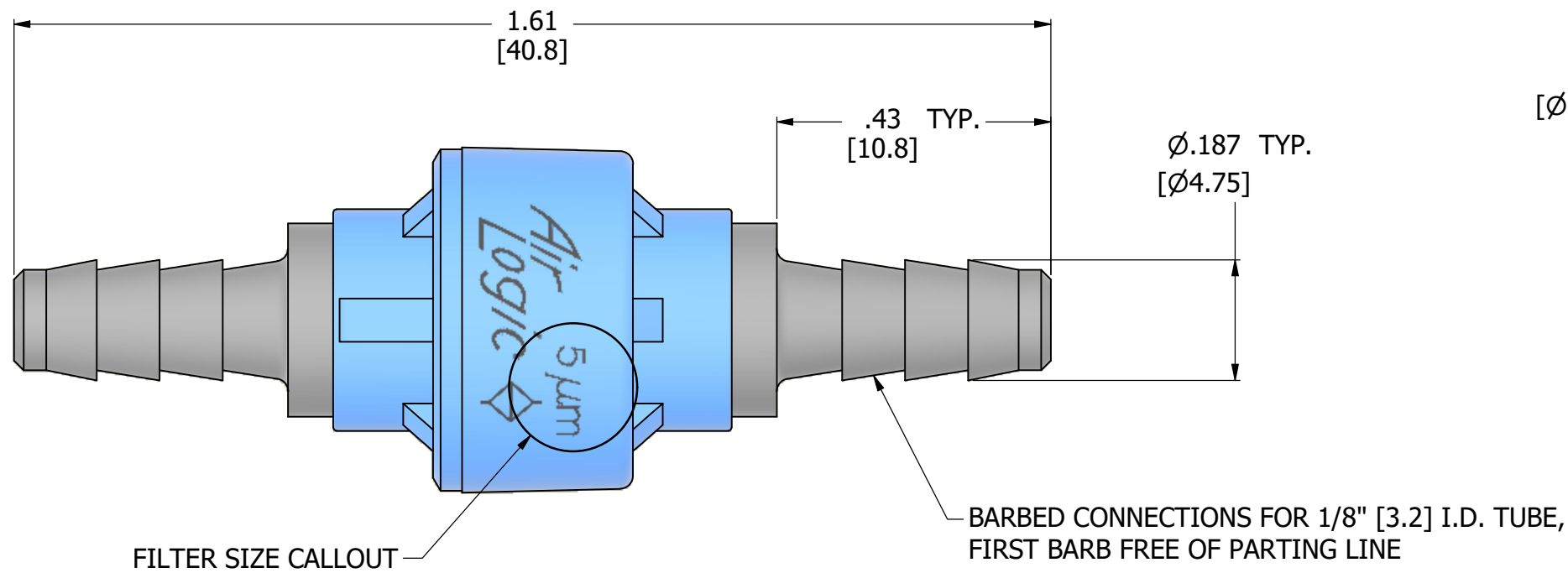


- NOTES:
 1. ALL DIMENSIONS FOR REFERENCE ONLY
 2. REFER TO AIR LOGIC'S POLYSULFONE APPLICATION GUIDE
 3. TUBE RETENTION PRESSURE SUBJECT TO TUBING DIMENSION AND STIFFNESS



PRODUCT SPECIFICATIONS

| | |
|-------------------------|---|
| COLOR(S) | LIGHT BLUE, LIGHT GRAY |
| FILTER AREA | .164 in ² , [105 mm ²] |
| FILTER SIZE | 5 MICRON |
| MEDIA | GASES, LIQUIDS, NOTE 2 |
| MAX INLET PRESSURE | 125 PSI [8.6 BAR] |
| TUBE RETENTION PRESSURE | 125 PSI [8.6 BAR], NOTE 3 |
| MINIMUM INNER DIAMETER | Ø.09 [Ø2.3] |
| WETTED MATERIALS | POLYSULFONE, STAINLESS STEEL |



AIR-LOGIC @ DIVISION OF KNAPP MFG, INC.
 5102 DOUGLAS AVE RACINE, WI 53402
 PHONE: (262) 639-9035 FAX: (262) 639-5996 WEB: AIR-LOGIC.COM

PART/DRAWING NO.:

F9705P85

DESCRIPTION:
 INLINE FILTER, 5 MICRON, 1/8" BARBS

REVISION: A

DRAWN: 1/19/2022

SCALE: 4 : 1

SHEET SIZE: B

TERMS OF USE:

THIS DRAWING IS FOR INFORMATIONAL PURPOSES ONLY. AIR LOGIC MAKES NO REPRESENTATIONS OF WARRANTIES CONCERNING SUITABILITY FOR ANY PARTICULAR PURPOSE. ALL PRODUCTS SUPPLIED ARE SUBJECT TO TERMS AND CONDITIONS FOUND AT AIR-LOGIC.COM

DRAWING TAKES PRECEDENCE OVER 3D MODEL GEOMETRY

TOLERANCE: DECIMALS .00 ± .01, .000 ± .005, FRACTIONS ± 1/64
 ANGLES 1/4° UNLESS OTHERWISE SPECIFIED
 UNITS: INCHES [MILLIMETERS]